

# REMOTE CLAMP & CONNECTOR INSTALLATION FRAMES

## PRODUCT GROUP

## PIPELINE REPAIR & TIE-IN




### PRODUCT DESCRIPTION

To instigate a pipeline repair subsea it is critical the clamp or connector is correctly aligned and supported prior to activation. In diver installed applications this is easily achieved through buoyancy and rigging, however, in remote operation specific installation solutions need to be deployed in order to achieve reliable, repeatable and controlled operation.

Our remote clamp and connector installation frames are designed specifically for the repair location – considering the seabed and environmental conditions, repair type, size, weight and tolerance of the connectors or clamps and mobilization capability of the vessels.

This bespoke engineering is based on over 30 years of remote repair track record which provides the highest level of reliability, safety and control. Our optimized approach delivers commercial solutions to the world's harshest environments.



### CAPACITIES

<b>Pipeline size</b>	1/2in to 48in
<b>Water depth</b>	3000m
<b>Orientation</b>	Horizontal through to vertical
<b>Frame type</b>	Trolley – supporting from beneath Frame – supporting from above
<b>Connector/Clamp Interface</b>	Can be used with most repair units in the market Qualified for MORGRIP tolerances based on DNV-GL Type Approval for permanent subsea pipeline repair

*All applications are a bespoke engineered solution based on operator requirements.*

### INTERFACES

<b>Diver Operated</b>	Powered through hydraulic interface
<b>ROV operated</b>	Compliant with CSS ROV skid and topside control system
<b>Installation</b>	Installation Deck Crane & WROV



#### CONNECTOR SUBSEA SOLUTIONS

Head office: Kokstadflaten 17, 5257 Kokstad, Norway  
 Locations in: Brazil, UK, Croatia & Bosnia

[www.connectorsubsea.com](http://www.connectorsubsea.com) // [mail@connectorsubsea.com](mailto:mail@connectorsubsea.com)

+47 99 70 11 11 // [in](https://www.linkedin.com/company/connector-subsea-solutions) connector-subsea-solutions



# REMOTE CLAMP & CONNECTOR INSTALLATION FRAMES

PIPELINE REPAIR & TIE-IN




01 // Remote clamp & horizontal installation frame (4in) - mobilisation



02 // Remote clamp & horizontal installation frame




03 // Remote clamp & horizontal installation frame (4in) - subsea deployment



04 // Remote clamp & horizontal installation frame (4in) - installation 830mwd



05 // Remote connector & horizontal installation trolley (12in)



06 // Remote connector & vertical installation frame (4in) - FAT

